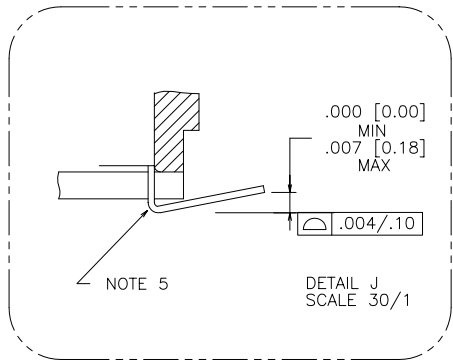
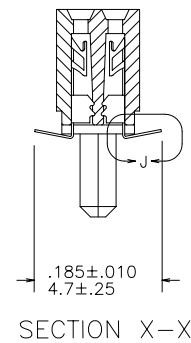
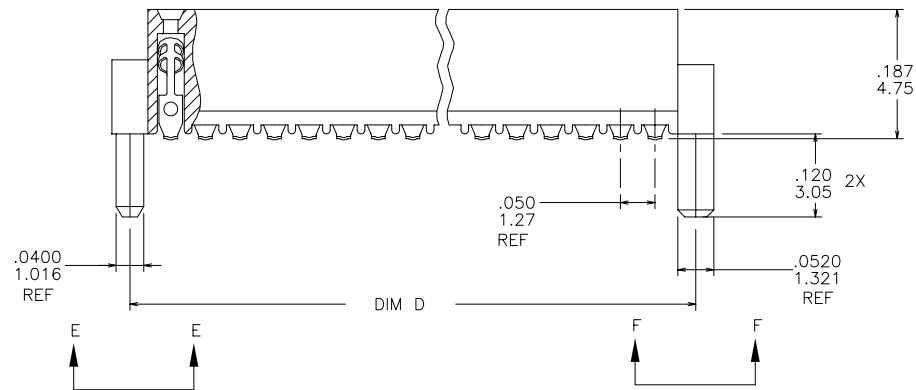
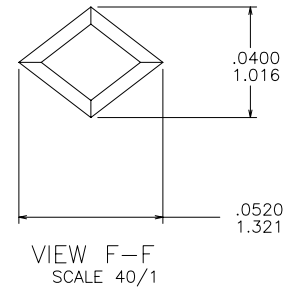
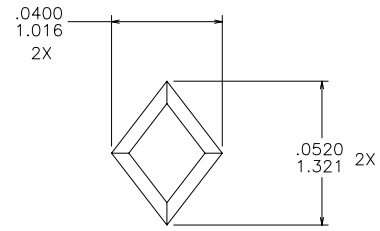
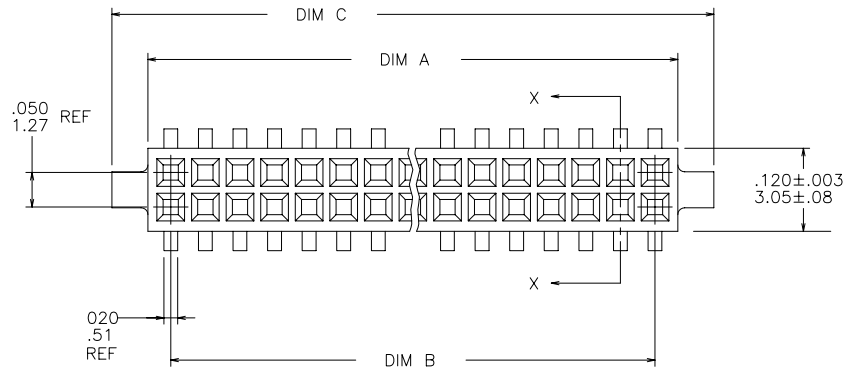


PRODUCT NUMBER
SEE TABLE



mat'l. code		surface		tolerance		projection		product family	
-		ISO 1302 ✓		ISO 406 ISO 1101				RIBCAGE	
ltr	ecn no	dr	date	tolerances unless otherwise specified				title	
K	V80862	EPK	6/9/98	angles	linear	INCH/MM		.050/1.27 CC V.C.C	
L	V02780	DLW	12/14/00			scale 4:1		SMT. W/HOLD DOWN	
M	V10994	DLW	3/9/01	0°±2'				dwg no	
N	V11674	CRG	6/22/01	dr	M. CORNMAN			sheet 1 of 2 size	
P	M05-0123	ERE	06/10/05	enfr	M. HAHN			87814 A3	
R	M06-0225	ERE	06/12/06	chr	M. HAHN			type	
S	M06-0370	MHT	9/26/06	appd	M. HAHN			Product Customer Drawing	
sheet	revision	S	S						
index	sheet	1	2						



Copyright FCI

form: A3

PRODUCT NUMBER NOTE 6 & 7	SIZE	DIM A	DIM B	DIM C	DIM D
87814-605	2 X 5	.266/6.76	.200/5.08	.370/9.40	.3200/8.128
-610	2 X 10	.516/13.11	.450/11.43	.620/15.75	.5700/14.478
-615	2 X 15	.766/19.46	.700/17.78	.870/22.10	.8200/20.828
-620	2 X 20	1.016/25.81	.950/24.13	1.120/28.45	1.0700/27.178
-625	2 X 25	1.266/32.16	1.200/30.48	1.370/34.80	1.3200/33.528
-630	2 X 30	1.516/38.51	1.450/36.83	1.620/41.15	1.5700/39.878
-635	2 X 35	1.766/44.86	1.700/43.18	1.870/47.50	1.8200/46.228
-640	2 X 40	2.016/51.21	1.950/49.53	2.120/53.85	2.0700/52.578
-645	2 X 45	2.266/57.56	2.200/55.88	2.370/60.20	2.3200/58.928
87814-650	2 X 50	2.516/63.91	2.450/62.23	2.620/66.55	2.5700/65.278

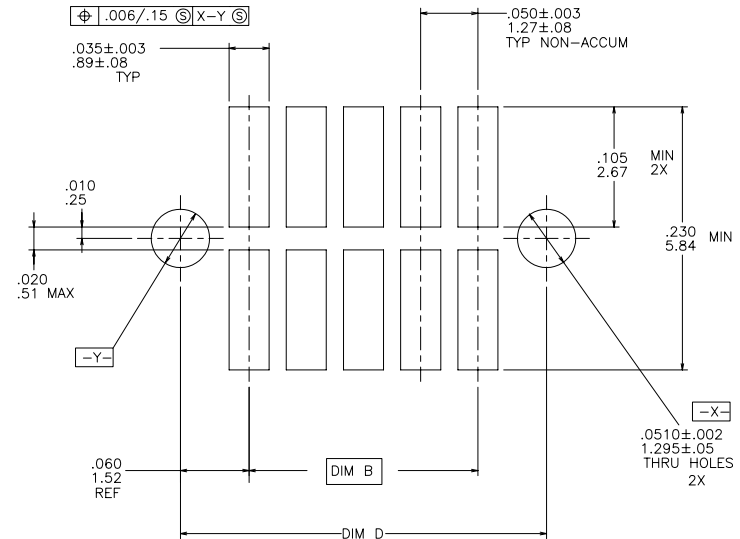


FIGURE A
RECOMMENDED
P.C.B. LAYOUT

NOTES:

- ① HOUSING MATERIAL:
GLASS FILLED THERMOPLASTIC FLAME RETARDANT PER UL 94V-0
COLOR: BLACK
- ② TERMINAL MATERIAL: BeCu
- ③ TERMINAL PLATING:
30u"/.76u MIN HARD GOLD OVER Ni ON CONTACT ZONES.
100u"/2.54u MIN Sn OVER Ni IN SOLDERING ZONES.
OTHERWISE GOLD FLASH OR UNPLATED
4. APPLICATION INFORMATION:
 - A. RECOMMENDED MOUNTING PAD PATTERN IS SHOWN IN FIGURE "A".
 - B. MATING PINS TO BE .0176/.447 TO .0181/.459 THICK.
 - C. MATING PIN TIPS TO BE IN TRUE POSITION TO MATING GRID WITHIN .008/.20 DIA.
 - D. SUGGESTED MATING PIN LENGTH .130/3.30 ±.010/.25.
- ⑤ LEAD TIPS TO BE ABOVE HEEL, UP TO .007/.18 MAX. COPLANARITY TO BE MEASURED AT LOWEST POINT (HEEL).
6. ADD "CT" TO END OF DASH NUMBER FOR CONNECTOR WITH VACUUM CAP IN TUBE.
- ⑦ ADD "LF" SUFFIX AT THE END OF PART NUMBER FOR LEAD FREE OPTION.
8. THIS PRODUCT MEETS EUROPEAN UNION DIRECTIVES AND OTHER COUNTRY REGULATION AS DESCRIBED IN GS-22-008.
9. THE HOUSING WILL WITHSTAND EXPOSURE TO 260°C PEAK TEMPERATURE FOR 20 SECONDS IN A CONVECTION INFRA-RED OR VAPOR PHASE REFLOW OVEN. SEE APPLICATION NOTES/PROCEDURES IF THEY ARE AVAILABLE.



FCIconnect.com

Copyright FCI

mat'l. code		surface		tolerance		projection		product family	
-		ISO 1302 ✓		ISO 406 ISO 1101				RIBCAGE	
ltr		ecn		no		dr		date	
S									
				tolerances unless otherwise specified		INCH/MM		title	
				.xx±.01/0.3				.050/1.27 CC V.C.C	
				.xxx±.005/0.13				SMT. W/HOLD DOWN	
				.xxxx±.0020/0.051		scale 4:1		dwg no	
				0'±2'				sheet 2 of 2 size	
				dr		M. CORNMANN		7/22/91	
				enfr		M. HAHN		7/22/91	
				chr		M. HAHN		7/22/91	
				appd		M. HAHN		7/22/91	
sheet		revision							
index		sheet							

